




Sub-Total, Automatic Appropriations		10,774,000.00	-	10,774,000.00	-	-	-	-	10,774,000.00	2,496,250.42	2,621,106.53	-	-	5,117,356.95	2,496,250.42	2,621,106.53			5,117,356.95	5,656,643.06	-	
PS		10,774,000.00	-	10,774,000.00	-	-	-	-	10,774,000.00	2,496,250.42	2,621,106.53	-	-	5,117,356.95	2,496,250.42	2,621,106.53			5,117,356.95	5,656,643.06	-	
MOOE		-	-	-	-	-	-	-	-	-	-	-	-	-	-	-			-	-	-	
Fin Exp. (if applicable)		-	-	-	-	-	-	-	-	-	-	-	-	-	-	-			-	-	-	
CO		-	-	-	-	-	-	-	-	-	-	-	-	-	-	-			-	-	-	
<b>GRAND TOTAL</b>		<b>155,278,000.00</b>	<b>-</b>	<b>155,278,000.00</b>	<b>55,597,673.52</b>	<b>-</b>	<b>-</b>	<b>-</b>	<b>210,875,673.52</b>	<b>50,523,805.38</b>	<b>59,671,752.44</b>	<b>-</b>	<b>-</b>	<b>110,195,557.82</b>	<b>48,151,715.42</b>	<b>56,948,038.49</b>			<b>105,100,653.91</b>	<b>100,680,115.70</b>	<b>5,094,903.91</b>	
PS		131,229,000.00	-	131,229,000.00	-	-	-	-	131,229,000.00	26,988,729.51	36,144,801.44	-	-	62,743,530.95	29,498,615.80	35,359,694.70			61,856,300.50	60,445,469.05	60,363.03	
MOOE		24,049,000.00	-	24,049,000.00	55,597,673.52	-	-	-	79,646,673.52	23,925,075.87	23,526,951.00	-	-	47,452,026.87	21,655,099.62	21,589,253.79			43,244,353.41	32,194,646.66	5,034,540.88	
Fin Exp. (if applicable)		-	-	-	-	-	-	-	-	-	-	-	-	-	-	-			-	-	-	
CO		-	-	-	-	-	-	-	-	-	-	-	-	-	-	-			-	-	-	

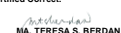
Certified Correct:


Certified Correct:

Recommending Approval:

Approved By:

  
**FAYE ASTORETH E. YU**  
 Budget Officer  
 Date: July 15, 2021

  
**MA TERESA S. BERDAN**  
 Chief Accountant  
 Date: July 15, 2021

  
**GALE MARIE S. GRAVADOR**  
 Chief FAD  
 Date: July 15, 2021

  
**ALEX C. ROLDAN, CESO V**  
 Head of the Agency/Regional Director  
 Date: July 15, 2021





Particulars	UACS CODE	Appropriations			Allotments			Current Year Obligations					Current Year Disbursements				Balances						
		Authorized Appropriations	Adjustments (Transfer To/from Realignment)	Adjusted Appropriations	Allotments Received	Adjustments (Withdrawal, Realignment)	Transfer To	Transfer From	Adjusted Total Appropriations	1st Quarter Ending March 31	2nd Quarter Ending June 30	3rd Quarter Ending Sept. 30	4th Quarter Ending Dec. 31	Total	1st Quarter Ending March 31	2nd Quarter Ending June 30	3rd Quarter Ending Sept. 30	4th Quarter Ending Dec. 31	Total	Unreleased Appropriations	Unobligated Allotments	Unpaid Obligations (15-20)-(23+24)	
																						Due and Demandable	Not Yet Due and Demandable
Subsidies - Others	5021499000																						
<b>GRAND TOTAL</b>		<b>155,278,000.00</b>	<b>-</b>	<b>155,278,000.00</b>	<b>55,597,673.52</b>	<b>-</b>	<b>-</b>	<b>-</b>	<b>210,875,673.52</b>	<b>50,523,805.38</b>	<b>59,671,752.44</b>	<b>-</b>	<b>-</b>	<b>110,195,557.82</b>	<b>48,151,715.42</b>	<b>56,948,938.49</b>	<b>-</b>	<b>-</b>	<b>105,100,653.91</b>	<b>-</b>	<b>99,913,790.70</b>	<b>5,094,903.91</b>	<b>-</b>

Certified Correct:

Certified Correct:

Recommending Approval:

Approved By:

*FAYE ASTORETH R. YU*  
**FAYE ASTORETH R. YU**  
 Budget Officer  
 Date: July 15, 2021

*MARIA TERESA S. BERDAN*  
**MARIA TERESA S. BERDAN**  
 Chief Accountant  
 Date: July 15, 2021

*GALE MARIE S. GRAVADOR*  
**GALE MARIE S. GRAVADOR**  
 Chief, FAD  
 Date: July 15, 2021

*ALEX C. ROLDAN*  
**ALEX C. ROLDAN**  
 Agency Head/Regional Director  
 Date: July 15, 2021


STATEMENT OF APPROPRIATIONS, ALLOTMENTS, OBLIGATIONS, DISBURSEMENTS AND BALANCES  
As of the Quarter Ending June 30, 2021


Department : 14  
Agency : 001  
Operating Unit : 03 00011  
Organization Code (UACS) : 14 01 003 00011  
Funding Source Code (as clustered) : 1 01 101  
(e.g. Old Fund Code: 101, 102, 151)


Current Year Appropriations  
Supplemental Appropriations  
Continuing Appropriations


Table with columns: Particulars, UACS CODE, Appropriations, Allotments, Current Year Obligations, Current Year Disbursements, Balances. Rows include Agency Specific Budget, A. Operations, MFC LOCAL GOVERNMENT CAPACITY, and various sub-totals.

Particulars	UACS CODE	Appropriations			Allotments					Current Year Obligations					Current Year Disbursements					Balances			
		Authorized Appropriation	Adjustments (To)/From, Realignment	Adjusted Appropriations	Allotments Received	Adjustments (Withdrawal, Realignment)	Transfer To	Transfer From	Adjusted Total Allotments	1st Quarter Ending March 31	2nd Quarter Ending June 30	3rd Quarter Ending Sept. 30	4th Quarter Ending Dec. 31	Total	1st Quarter Ending March 31	2nd Quarter Ending June 30	3rd Quarter Ending Sept. 30	4th Quarter Ending Dec. 31	Total	Unreleased Appropriations	Unobligated Allotment	Unpaid Obligations	
																						10=(6+7)+8+9	11
MOOE					650,000.00		446,000.00	-	650,000.00	204,000.00	446,000.00	-	-	650,000.00	204,000.00	446,000.00	-	-	650,000.00				
Support for Infra Projects and Social Programs	100000100001000				16,876,069.28	-	-	-	16,876,069.28	559,139.48	4,393,396.90	-	-	4,952,536.38	559,139.48	3,494,574.85	-	-	4,053,714.33		11,923,532.90	898,822.05	
MOOE					16,876,069.28	-	-	-	16,876,069.28	559,139.48	4,393,396.90	-	-	4,952,536.38	559,139.48	3,494,574.85	-	-	4,053,714.33		11,923,532.90	898,822.05	
Bayanihan to Recover as One Act (RA 11494)	100000100001000				81,257,864.00	-	-	-	81,257,864.00	7,521,060.33	72,302,534.66	-	-	79,823,594.99	7,521,060.33	72,008,760.16	-	-	79,529,820.49		1,434,269.01	293,774.50	
MOOE					81,257,864.00	-	-	-	81,257,864.00	7,521,060.33	72,302,534.66	-	-	79,823,594.99	7,521,060.33	72,008,760.16	-	-	79,529,820.49		1,434,269.01	293,774.50	
<b>Sub-Total, Special Purpose Fund</b>					<b>98,783,933.28</b>		<b>446,000.00</b>		<b>98,783,933.28</b>	<b>8,284,199.81</b>	<b>77,141,931.56</b>			<b>85,426,131.37</b>	<b>8,284,199.81</b>	<b>75,949,335.01</b>			<b>84,233,534.82</b>		<b>13,357,801.91</b>	<b>1,192,596.55</b>	
PS					98,783,933.28	-	446,000.00	-	98,783,933.28	8,284,199.81	77,141,931.56	-	-	85,426,131.37	8,284,199.81	75,949,335.01	-	-	84,233,534.82		13,357,801.91	1,192,596.55	
MOOE																							
Fin Exp.(if applicable)																							
CO																							
<b>GRAND TOTAL</b>		<b>4,967,804.79</b>		<b>4,967,804.79</b>	<b>111,578,843.69</b>		<b>446,000.00</b>		<b>116,546,648.48</b>	<b>12,742,527.21</b>	<b>81,562,807.34</b>			<b>94,305,334.55</b>	<b>10,499,140.51</b>	<b>79,415,860.79</b>			<b>89,915,001.30</b>		<b>22,241,313.93</b>	<b>4,390,333.25</b>	
PS																							
MOOE		4,486,804.79		4,486,804.79	111,507,193.69		446,000.00		115,993,998.48	12,541,646.71	81,224,335.34			93,765,982.05	10,428,970.51	79,284,550.29			89,713,520.80		22,228,016.43	4,052,461.25	
Fin Exp.(if applicable)																							
CO		481,000.00		481,000.00	71,650.00				552,650.00	200,880.50	338,472.00			539,352.50	70,170.00	131,310.50			201,480.50		13,297.50	337,872.00	

Certified Correct:  
  
**FAYE ASTORETH R. YU**  
 Budget Officer  
 Date: July 15, 2021

Certified Correct:  
  
**MA. TERESA S. BERDAN**  
 Chief Accountant  
 Date: July 15, 2021

Recommending Approval:  
  
**GALE MARIE S. GRAVADOR**  
 Chief FAD  
 Date: July 15, 2021

Approved By:  
  
**ALEX C. ROLDAN, CESO V**  
 Head of the Agency/Regional Director  
 Date: July 15, 2021

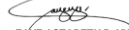






Particulars	UACS CODE	Appropriations		Allotments					Current Year Obligations					Current Year Disbursements					Balances				
		Authorized Appropriations	Adjustments (Transfer To/From Reassignment)	Adjusted Appropriations	Allotments Received	Adjustments (Reassignment)	Transfer To	Transfer From	Adjusted Total Appropriations	1st Quarter Ending March 31	2nd Quarter Ending June 30	3rd Quarter Ending Sept. 30	4th Quarter Ending Dec. 31	Total	1st Quarter Ending March 31	2nd Quarter Ending June 30	3rd Quarter Ending Sept. 30	4th Quarter Ending Dec. 31	Total	Unobligated Appropriations	Unobligated Allotments	Unpaid Obligations (15-20)=(23+24)	
																						Due and Demandable	Not Yet Due and Demandable
<b>Support for Infra Projects and Social Programs</b>	<b>100000100001000</b>				16,876,069.28	-	-	-	16,876,069.28	559,139.48	4,393,396.99	-	-	4,952,536.38	559,139.48	3,494,574.85	-	-	4,053,714.33	-	11,923,532.99	898,822.05	-
Traveling Expenses	50201010 00				6,607,346.00				6,607,346.00	128,498.00	1,389,691.00			1,518,189.00	128,498.00	1,389,691.00			1,518,189.00		5,089,157.00	-	-
Training Expenses	50202010 02				31,350.00				31,350.00	-	-			-	-	-			-		31,350.00	-	-
ICT Office Supplies Expenses	50203010 01				3,090.00				3,090.00	-	-			-	-	-			-		3,090.00	-	-
Office Supplies Expenses	50203010 02				191,316.00				191,316.00	-	189,290.00			189,290.00	-	-			-		2,026.00	189,290.00	-
Medical, Dental and Laboratory Supplies Expenses	5020308000				7,286,656.00				7,286,656.00	2,276,412.05	-			2,276,412.05	1,566,880.00	-			1,566,880.00		5,010,243.95	709,532.05	-
Other Supplies and Materials Expenses	50203990 00				70,485.00				70,485.00	-	-			-	-	-			-		70,485.00	-	-
Mobile	5020502001				2,102,338.00				2,102,338.00	13,705.00	410,135.00			423,840.00	13,705.00	410,135.00			423,840.00		1,678,498.00	-	-
Other General Services	50212990 99				583,498.28				583,498.28	416,936.48	127,868.86			544,805.33	416,936.48	127,868.86			544,805.33		38,692.95	-	-
<b>Bayanhan to Recover as One Act (RA 11494)</b>	<b>100000100001000</b>				81,257,864.00	-	-	-	81,257,864.00	7,521,060.33	72,302,534.66	-	-	79,823,594.99	7,521,060.33	72,008,760.16	-	-	79,529,820.49	-	1,434,269.01	293,774.50	-
Office Supplies Expenses	50203010 02				1,256,559.00				1,256,559.00	700,000.00	496,580.50			1,196,580.50	700,000.00	202,806.00			902,806.00		59,978.50	293,774.50	-
Medical, Dental and Laboratory Supplies Expenses	50203080 00				883,352.00				883,352.00	-	-			-	-	-			-		883,352.00	-	-
Other General Services	50212990 99				79,117,953.00				79,117,953.00	6,821,060.33	71,805,954.16			78,627,014.49	6,821,060.33	71,805,954.16			78,627,014.49		490,536.51	-	-
<b>GRAND TOTAL</b>		<b>4,967,804.79</b>		<b>4,967,804.79</b>	<b>111,578,843.69</b>				<b>116,546,648.48</b>	<b>12,742,527.21</b>	<b>81,562,807.34</b>			<b>94,305,334.55</b>	<b>10,499,140.51</b>	<b>79,415,860.79</b>			<b>89,915,001.30</b>		<b>22,241,313.93</b>	<b>4,390,333.25</b>	


Certified Correct:

  
**FAYE ASTORETH R. YU**  
 Budget Officer  
 Date: July 15, 2021


Certified Correct:

  
**MARIA TERESA S. BERDAN**  
 Chief Accountant  
 Date: July 15, 2021

Recommending Approval:

  
**GALE MARIE S. GRAVADOR**  
 Chief, FAD  
 Date: July 15, 2021

Approved By:

  
**ALEX C. ROLDAN, CESO V**  
 Agency Head/Regional Director  
 Date: July 15, 2021

**MONTHLY REPORT OF DISBURSEMENT**

For the month of June, 2021

Department/Agency 14  
 Agency 001  
 Operating Unit 03 00011  
 Organization Code (UACS) 14 01 03 00011  
 Funding Source Code (as clustered): \_\_\_\_\_

PARTICULARS	CURRENT YEAR BUDGET					PRIOR YEAR'S BUDGET										Sub-Total	TRUST LIABILITIES				GRAND TOTAL					Remarks		
	PS	MOOE	Fin. Exp.	CO	TOTALS	PRIOR YEAR'S ACCOUNTS PAYABLE					CURRENT YEAR'S ACCOUNTS PAYABLE						PS	MOOE	CO	TOTAL	PS	MOOE	Fin. Exp.	CO	TOTAL			
						PS	MOOE	Fin. Exp.	CO	Sub-Total	PS	MOOE	Fin. Exp.	CO	Sub-Total												Total	
(1)	(2)	(3)	(4)	(5)	6=(2+3+4+5)	(7)	(8)	(9)	(10)	11=(7+8+9+10)	(12)	(13)	(14)	(15)	16=(12+13+14+15)	17=(11+16)	18=(6+17)	(19)	(20)	(21)	22=(19+20+21)	(23)	(24)	(25)	(26)	27=(23+24+25+26)	(28)	
<b>Notice of Cash Allocation (NCA)</b>																												
MDS Checks Issued	348,605.19	1,105,022.55			1,453,627.74					-					-	-	1,453,627.74					348,605.19	1,105,022.55			-	1,453,627.74	
Advice to Debit Account	9,289,800.96	1,463,451.21			10,753,252.17					-					-	-	10,753,252.17					9,289,800.96	1,463,451.21			-	10,753,252.17	
<b>Notice Transfer of Allocation (NTA)</b>																												
MDS Checks Issued		11,354,983.32			11,354,983.32					-					-	-	11,354,983.32						11,354,983.32			-	11,354,983.32	
Advice to Debit Account		31,742,845.15			31,742,845.15					-					-	-	31,742,845.15						31,742,845.15			-	31,742,845.15	
Working Fund (NCA Issued to BTr)																												
Tax Remittance Advices Issued (TRA)	1,118,999.19	310,445.54			1,429,444.73					-					-	-	1,429,444.73					1,118,999.19	310,445.54			-	1,429,444.73	
Cash Disbursement Ceiling (CDC)																												
Non-Cash Availment Authority (NCAA)																												
Others (CDT, BTr, Docs Stamp, etc)																												
<b>TOTALS</b>	<b>10,757,405.34</b>	<b>45,976,747.77</b>			<b>56,734,153.11</b>												<b>56,734,153.11</b>					<b>10,757,405.34</b>	<b>45,976,747.77</b>				<b>56,734,153.11</b>	


SUMMARY

	Previous Report	This Month	As of Date
Total Disbursement Authorities Received			
NCA	158,782,503.80	55,304,708.38	214,087,212.18
Working Fund			
TRA	6,783,662.79	1,429,444.73	8,213,107.52
CDC			
NCAA			
Others (CDT, BTr, Dccs Stamo, etc)			
Less: Notice of Transfer Allocation (NTA)* issued			
Total Disbursement Authorities Available	165,566,166.59	56,734,153.11	222,300,319.70
Less: Lapsed NCA Disbursements*			
Balance of Disbursements Authorities as of to date			

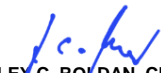
	Previous Report	This Month	As of Date
Total Disbursement Program	192,801,096.44	45,921,769.53	238,722,865.97
Less: *Actual Disbursements	165,566,166.59	56,734,153.11	222,300,319.70
(Over)/Under Spending	27,234,929.85	(10,812,383.58)	16,422,546.27

Note: The use of NTA is discouraged

CERTIFIED CORRECT:

  
**M.A. TERESA S. BERDAN**  
 Chief Accountant  
 Date: July 8, 2021

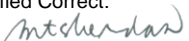
APPROVED BY:


  
**ALEX C. ROLDAN, CESO V**  
 Regional Director  
 Date: July 8, 2021

**QUARTERLY REPORT OF REVENUE AND OTHER RECEIPTS**  
 As of the Quarter Ending June 30, 2021  
 (In Pesos)

Department : 14  
 Agency : 001  
 Operating Unit : 03 00011  
 Organization Code (UACS) : 14 01 003 00011

CLASSIFICATION / SOURCES OF REVENUE AND OTHER RECEIPTS	UACS Code	REVENUE TARGET (Annual)	ACTUAL REVENUE AND OTHER RECEIPTS COLLECTIONS					CUMULATIVE REMITTANCE /DEPOSITS TO DATE			VARIANCE		Remarks
			1st Quarter	2nd Quarter	3rd Quarter	4th Quarter	TOTAL	Remittance to BTr	Deposited with AGDB	Total	Amount	%	
1	2	3	4	5	6	7	8=(4+5+6+7)	9	10	11=(9+10)	12=(8-3)	13 = (12 / 3)	14
<b>A. General Fund (formerly Fund 101)</b>													
- Tax													
Documentary Stamp Tax	40104010 00		None				None			None			
- Non-Tax													
Permit Fees Import	40201010 01		None				None			None			
<b>B. Special Account in the General Fund (formerly Fund 105, 183, 401, 151-159)</b>													
- Tax			None				None			None			
- Non-Tax			None				None			None			
<b>C. Off-Budget Accounts (formerly Fund 161 to 164, etc.)</b>			None				None			None			
<b>D. Custodial Funds (formerly Fund 101-184, 187)</b>			None				None			None			
<b>TOTAL</b>													

Certified Correct:  
  
**MARIA TERESA S. BERDAN**  
 Chief Accountant  
 Date: July 8, 2021

Approved By:  
  
**ALEX C. ROLDAN, CESO V**  
 Regional Director  
 Date: July 8, 2021

List of Allotments and Sub-Allotments  
As of the Quarter Ending June 30, 2021

Department : 14  
 Agency : 001  
 Operating Unit : 03 00011  
 Organization Code (UACS) : 14 001 003 00011  
 Funding Source Code (as clus) : 1 01 101, 1 04 102, 1 01 253


(e.g. Old Fund Code: 101,102, 151)

	Current Year Appropriations
	Continuing Appropriations
	Supplemental Appropriations

No.	Allotments / Sub-Allotments		Funding Source		Allotments / Sub-Allotments received from COs / ROs				Sub-Allotment to Regions/Operating Units				Total Allotments / Net of Sub-allotments			
	Number	Date	Description	UACS Code	PS	MOOE	CO	Total	PS	MOOE	CO	Total	PS	MOOE	CO	Total
1	2	3	4	5	6	7	8	9=(6+7+8)	10	11	12	=(10+11+12)	14 = (6+10)	15 = (7+11)	16 = (8 + 12)	17=(14+15+16)
<b>A. Allotments received from DBM</b>																
	Comprehensive Release per Annex A and A-1 of NBC No. 551		Agency Specific Budget													
	Sub-Total				-	-	-	-	-	-	-	-	-	-	-	-
<b>B. Sub-allotments received from Central Office/Regional Office</b>																
1	SA NO. SR 2021-01-0014	18-Jan-21	Regular Agency Budget	1 01 101		686,864.00		686,864.00					-	686,864.00		686,864.00
2	SA NO. SR 2021-01-0028	27-Jan-21	Regular Agency Budget	1 01 101		50,000.00		50,000.00					-	50,000.00		50,000.00
3	SA NO. SR 2021-02-0037	01-Feb-21	Regular Agency Budget	1 01 101		3,197,000.00		3,197,000.00					-	3,197,000.00		3,197,000.00
4	SA NO. SR 2021-02-0049	02-Feb-21	Regular Agency Budget	1 01 101		405,613.00		405,613.00					-	405,613.00		405,613.00
5	SA NO. SR 2021-02-0065	02-Feb-21	Regular Agency Budget	1 01 101		221,168.00		221,168.00					-	221,168.00		221,168.00
6	SA NO. SR 2021-02-0086	04-Feb-21	Regular Agency Budget	1 01 101		50,000.00		50,000.00					-	50,000.00		50,000.00
7	SA NO. SR 2021-02-0097	05-Feb-21	Regular Agency Budget	1 01 101		303,000.00		303,000.00					-	303,000.00		303,000.00
8	SA NO. SR 2021-02-0111	10-Feb-21	Regular Agency Budget	1 01 101		1,018,000.00		1,018,000.00					-	1,018,000.00		1,018,000.00
9	SA NO. SR 2021-02-0143	11-Feb-21	Regular Agency Budget	1 01 101		842,000.00		842,000.00					-	842,000.00		842,000.00
10	SA NO. SR 2021-02-0150	11-Feb-21	Regular Agency Budget	1 01 101		28,552,735.00		28,552,735.00					-	28,552,735.00		28,552,735.00
11	SA NO. SR 2021-02-0157	15-Feb-21	Regular Agency Budget	1 01 101		3,450,000.00		3,450,000.00					-	3,450,000.00		3,450,000.00
12	SA NO. SR 2021-02-0164	15-Feb-21	Regular Agency Budget	1 01 101		600,000.00		600,000.00					-	600,000.00		600,000.00
13	SA NO. SR 2021-02-0221	19-Feb-21	Regular Agency Budget	1 01 101		190,000.00		190,000.00					-	190,000.00		190,000.00
14	SA NO. SR 2021-02-0261	23-Feb-21	Regular Agency Budget	1 01 101		2,868,000.00		2,868,000.00					-	2,868,000.00		2,868,000.00
15	SA NO. SR 2021-02-0273	23-Feb-21	Regular Agency Budget	1 01 101		68,800.00		68,800.00					-	68,800.00		68,800.00
16	SA NO. SR 2021-02-0288	23-Feb-21	Regular Agency Budget	1 01 101		97,200.00		97,200.00					-	97,200.00		97,200.00
17	SA NO. SR 2021-02-0301	26-Feb-21	Regular Agency Budget	1 01 101		588,000.00		588,000.00					-	588,000.00		588,000.00
18	SA NO. SR 2021-03-0327	03-Mar-21	Regular Agency Budget	1 01 101		59,000.00		59,000.00					-	59,000.00		59,000.00
19	SA NO. SR 2021-03-0339	04-Mar-21	Regular Agency Budget	1 01 101		75,900.00		75,900.00					-	75,900.00		75,900.00
20	SA NO. SR 2021-03-0370	04-Mar-21	Regular Agency Budget	1 01 101		50,500.00		50,500.00					-	50,500.00		50,500.00
21	SA NO. SR 2021-03-0458	10-Mar-21	Regular Agency Budget	1 01 101		500,000.00		500,000.00					-	500,000.00		500,000.00

22	SA NO. SR 2021-03-0473	10-Mar-21	Regular Agency Budget	1 01 101		44,600.00		44,600.00				-	44,600.00		44,600.00	
23	SA NO. SR 2021-03-0480	10-Mar-21	Regular Agency Budget	1 01 101		2,507,000.00		2,507,000.00				-	2,507,000.00		2,507,000.00	
24	SA NO. SR 2021-03-0494	11-Mar-21	Regular Agency Budget	1 01 101		824,045.10		824,045.10				-	824,045.10		824,045.10	
25	SA NO. SR 2021-03-0511	12-Mar-21	Regular Agency Budget	1 01 101		123,570.00		123,570.00				-	123,570.00		123,570.00	
	SA NO. SR 2021-04-0601	05-Apr-21	Regular Agency Budget	1 01 101		167,620.00		167,620.00				-	167,620.00		167,620.00	
	SA NO. SR 2021-04-0616	05-Apr-21	Regular Agency Budget	1 01 101		73,200.00		73,200.00				-	73,200.00		73,200.00	
	SA NO. SR 2021-04-0631	05-Apr-21	Regular Agency Budget	1 01 101		186,100.00		186,100.00				-	186,100.00		186,100.00	
	SA NO. SR 2021-04-0647	05-Apr-21	Regular Agency Budget	1 01 101		53,500.00		53,500.00				-	53,500.00		53,500.00	
	SA NO. SR 2021-04-0660	05-Apr-21	Regular Agency Budget	1 01 101		8,100.00		8,100.00				-	8,100.00		8,100.00	
	SA NO. SR 2021-04-0674	05-Apr-21	Regular Agency Budget	1 01 101		361,000.00		361,000.00				-	361,000.00		361,000.00	
	SA NO. SR 2021-04-0691	16-Apr-21	Regular Agency Budget	1 01 101		500,000.00		500,000.00				-	500,000.00		500,000.00	
	SA NO. SR 2021-04-0692	21-Apr-21	Regular Agency Budget	1 01 101		42,000.00		42,000.00				-	42,000.00		42,000.00	
	SA NO. SR 2021-04-0715	23-Apr-21	Regular Agency Budget	1 01 101		548,244.00		548,244.00				-	548,244.00		548,244.00	
	SA NO. SR 2021-04-0726	23-Apr-21	Regular Agency Budget	1 01 101		1,410,000.00		1,410,000.00				-	1,410,000.00		1,410,000.00	
	SA NO. SR 2021-04-0729	29-Apr-21	Regular Agency Budget	1 01 101		2,796,000.00		2,796,000.00				-	2,796,000.00		2,796,000.00	
	SA NO. SR 2021-05-0791	04-May-21	Regular Agency Budget	1 01 101		30,000.00		30,000.00				-	30,000.00		30,000.00	
	SA NO. SR 2021-05-0833	21-May-21	Regular Agency Budget	1 01 101	826,867.42			826,867.42				826,867.42	-		826,867.42	
	SA NO. SR 2021-05-0839	25-May-21	Regular Agency Budget	1 01 101		303,000.00		303,000.00				-	303,000.00		303,000.00	
	SA NO. SR 2021-05-0872	28-May-21	Regular Agency Budget	1 01 101		30,000.00		30,000.00				-	30,000.00		30,000.00	
	SA NO. SR 2021-06-0912	08-Jun-21	Regular Agency Budget	1 01 101		119,776.00		119,776.00				-	119,776.00		119,776.00	
	SA NO. SR 2021-06-1029	24-Jun-21	Regular Agency Budget	1 01 101		50,000.00		50,000.00				-	50,000.00		50,000.00	
	SA NO. SR 2021-06-1045	28-Jun-21	Regular Agency Budget	1 01 101		265,000.00		265,000.00				-	265,000.00		265,000.00	
	SA NO. SR 2021-06-1063	29-Jun-21	Regular Agency Budget	1 01 101		434,271.00		434,271.00				-	434,271.00		434,271.00	
	<b>Sub-Total</b>					<u>826,867.42</u>	<u>54,750,806.10</u>	<u>-</u>	<u>55,577,673.52</u>	<u>-</u>	<u>-</u>	<u>-</u>	<u>826,867.42</u>	<u>54,750,806.10</u>	<u>-</u>	<u>55,577,673.52</u>
	<b>Total Allotments</b>					<u>826,867.42</u>	<u>54,750,806.10</u>	<u>-</u>	<u>55,577,673.52</u>	<u>-</u>	<u>-</u>	<u>-</u>	<u>826,867.42</u>	<u>54,750,806.10</u>	<u>-</u>	<u>55,577,673.52</u>
	<b>Summary by Funding Source Code:</b>															
	Agency Specific Budget			1 01 101		826,867.42	54,750,806.10		55,577,673.52				826,867.42	54,750,806.10	-	55,577,673.52
	BODBF			1 01 256					-				-	-	-	-
	PGF			1 01 407					-				-	-	-	-
	RLIP			1 04 102					-				-	-	-	-
	MPBF			1 04 106					-				-	-	-	-
	Bayanihan to Recover as One Act			1 03 415					-				-	-	-	-
	Support for Infra Projects and Social Programs			1 05 422					-				-	-	-	-

Certified Correct:

  
**FAYE ASTORETH R. YU**  
 Budget Officer  
 Date: July 15, 2021

List of Allotments and Sub-Allotments  
As of the Quarter Ending June 30, 2021

Department : 14  
 Agency : 001  
 Operating Unit : 03 00011  
 Organization Code (UACS) : 14 001 003 00011  
 Funding Source Code (as clu: 1 01 101, 1 04 102, 1 01 253)


(e.g. Old Fund Code: 101,102, 151)

	Current Year Appropriations
	Continuing Appropriations
	Supplemental Appropriations

No	Allotments / Sub-Allotments		Funding Source		Allotments / Sub-Allotments received from COs / ROs				Sub-Allotment to Regions/Operating Units				Total Allotments / Net of Sub-allotments			
	Number	Date	Description	UACS Code	PS	MOOE	CO	Total	PS	MOOE	CO	Total	PS	MOOE	CO	Total
1	2	3	4	5	6	7	8	9=(6+7+8)	10	11	12	13=(10+11+12)	14 = (6+10)	15 = (7+11)	16 = (8 + 12)	17=(14+15+16)
<b>A. Allotments received from DBM</b>																
	Comprehensive Release per Annex A and A-1 of NBC No. 551		Agency Specific Budget													
	Sub-Total				-	-	-	-	-	-	-	-	-	-	-	-
<b>B. Sub-allotments received from</b>																
<b>Central Office/Regional Office</b>																
1	SA NO. SR 2021-02-0181	16-Feb-21	Regular Agency Budget	1 02 101		421,263.00		421,263.00					-	421,263.00		421,263.00
2	SA NO. SR 2021-02-0205	18-Feb-21	Regular Agency Budget	1 02 101		168,000.00		168,000.00					-	168,000.00		168,000.00
3	SA NO. SR 2021-02-0232	19-Feb-21	Bayanihan to Recover as One Act	1 02 415		78,704,279.00		78,704,279.00					-	78,704,279.00		78,704,279.00
4	SA NO. SR 2021-02-0233	19-Feb-21	Bayanihan to Recover as One Act	1 02 415		1,670,233.00		1,670,233.00					-	1,670,233.00		1,670,233.00
5	SA NO. SR 2021-03-0353	04-Mar-21	Regular Agency Budget	1 02 101		10,000.00		10,000.00					-	10,000.00		10,000.00
6	SA NO. SR 2021-03-0386	04-Mar-21	Regular Agency Budget	1 02 101		10,000.00		10,000.00					-	10,000.00		10,000.00
7	SA NO. SR 2021-03-0402	04-Mar-21	Regular Agency Budget	1 02 101		25,000.00		25,000.00					-	25,000.00		25,000.00
8	SA NO. SR 2021-03-0432	05-Mar-21	Regular Agency Budget	1 02 101		100,000.00		100,000.00					-	100,000.00		100,000.00
9	SA NO. SR 2021-03-0527	12-Mar-21	Regular Agency Budget	1 02 101		339,100.00		339,100.00					-	339,100.00		339,100.00
10	SA NO. SR 2021-03-0543	15-Mar-21	BODBF	1 01 256		36,000.00		36,000.00					-	36,000.00		36,000.00
11	SA NO. SR 2021-03-0570	26-Mar-21	Regular Agency Budget	1 02 101		559,412.00		559,412.00					-	559,412.00		559,412.00
12	SA NO. SR 2021-03-0574	26-Mar-21	Regular Agency Budget	1 02 101		842,524.00		842,524.00					-	842,524.00		842,524.00
13	SA NO. SR 2021-04-0715	21-Apr-21	BODBF	1 01 256		70,000.00		70,000.00					-	70,000.00		70,000.00
14	SA NO. SR 2021-05-0758	03-May-21	BODBF	1 01 256		84,000.00		84,000.00					-	84,000.00		84,000.00
15	SA NO. SR 2021-05-0773	03-May-21	BODBF	1 01 256		80,000.00		80,000.00					-	80,000.00		80,000.00
16	SA NO. SR 2021-05-0743	03-May-21	Regular Agency Budget	1 02 101		136,800.00		136,800.00					-	136,800.00		136,800.00
17	SA NO. SR 2021-06-0936	10-Jun-21	BODBF	1 01 256		60,000.00		60,000.00					-	60,000.00		60,000.00
18	SA NO. SR 2021-06-0945	10-Jun-21	BODBF	1 01 256		34,000.00		34,000.00					-	34,000.00		34,000.00
19	SA NO. SR 2021-06-0962	14-Jun-21	BODBF	1 01 256		94,000.00		94,000.00					-	94,000.00		94,000.00
20	SA NO. SR 2021-06-0977	15-Jun-21	BODBF	1 01 256		24,000.00		24,000.00					-	24,000.00		24,000.00
21	SA NO. SR 2021-06-0996	22-Jun-21	Regular Agency Budget	1 02 101		421,263.00		421,263.00					-	421,263.00		421,263.00

<b>Sub-Total</b>				-	83,889,874.00	-	83,889,874.00	-	-	-	-	-	83,889,874.00	-	83,889,874.00	
<b>Total Allotments</b>				-	83,889,874.00	-	83,889,874.00	-	-	-	-	-	83,889,874.00	-	83,889,874.00	
<b>Summary by Funding Source Code:</b>																
Agency Specific Budget		1 02 101			3,033,362.00		3,033,362.00						-	3,033,362.00	-	3,033,362.00
BODBF		1 01 256			482,000.00		482,000.00						-	482,000.00	-	482,000.00
PGF		1 01 407					-						-	-	-	-
RLIP		1 04 102					-						-	-	-	-
MPBF		1 04 106					-						-	-	-	-
Bayanihan to Recover as One Act		1 02 415			80,374,512.00		80,374,512.00						-	80,374,512.00	-	80,374,512.00
Support for Infra Projects and Social Programs		1 05 422					-						-	-	-	-

Certified Correct:

  
**FAYE ASTORETH R. YU**  
 Budget Officer  
 Date: July 15, 2021